

SPECIFICATIONS

General	Imperial	Metric
FLOOR TO TABLE SURFACE	36"	914.4 mm
MACHINE WEIGHT	17,000 lbs.	7,711 kg
CONSTRUCTION	Cast Iron Box Way X/Y/Z	
Table		
TABLE SIZE	62.5" x 30"	1,587.5 mm x 762 mm
T-SLOTS (NO. x WIDTH x SPAN)	5 x .709" x 5.512"	5 x 18 mm x 140 mm
CUTTING FEED RATE (X/Y/Z)	400 ipm max	10.16 mpm max
RAPID TRAVEL RATE (X/Y/Z)	400 ipm	10.16 mpm
MAX. WEIGHT ON TABLE	4,120 lbs. ^c	1,869 kg ^c
BALL SCREW SIZE (X/Y/Z)	1.75" Dia. (X/Y) 1.5" Dia. (Z)	44.45 mm Dia. (X/Y) 38.1 mm Dia. (Z)
LONGITUDINAL (X AXIS)	60"	1,524 mm
LATITUDINAL (Y AXIS)	30"	762 mm
VERTICAL (Z AXIS)	30"	762 mm
SPINDLE NOSE TO TABLE	5.5"-35.5"	137.7 mm - 901.7 mm
SPINDLE CENTER TO COLUMN WAYS	30"	762 mm
Accuracy		
AXIS POSITIONING**	+/- .0004"	+/- .010 mm
AXIS REPEATABILITY**	+/- .0002"	+/- .005 mm
Spindle		
POWER TRANSFER	Automatic Mechanical 2 speed VECTOR Drive	
SPINDLE SPEED	10-10,000 RPM	
SPINDLE ORIENTATION	Electromechanical	
SPINDLE TAPER	No. 40	
Tools		
ATC, NUMBER OF TOOLS	21	
ATC, TOOL SELECTION	Random / Bi-directional	
MAX. TOOL DIAMETER (WITHOUT ADJACENT TOOLS)	3"	76.2 mm
MAX. TOOL LENGTH	15"	381 mm
MAX. TOOL WEIGHT	15 lbs.	6.8 kg
Motor		
SPINDLE DRIVE MOTOR	AC, VECTOR Drive	
HORSEPOWER	14.7 HP / 20.1 HP*	11 kW / 15 kW*
TORQUE	103 ft.-lbs. / 169 ft.-lbs.*	140 N-m / 229 N-m*
OPT. VERY HIGH TORQUE SPINDLE	29.8 HP* / 209 ft.-lbs.*	22.2 kW* / 283 N-m*
AXIS DRIVE MOTOR (X/Y/Z)	AC, 3,800 lbs.* thrust	AC, 1,724 kg* thrust
Miscellaneous		
AIR PRESSURE REQUIREMENT	80-120 PSI, 15 SCFM (Momentary)	5.5-8.3 Bar, .42m ³ /min (Momentary)
POWER REQUIREMENT (3-Phase)	76 A @ 230 VAC	
OPTIONAL SINGLE PHASE	Not Available	
COOL POWER	Spindle, Y Ballscrew	

^c Evenly Distributed Weight

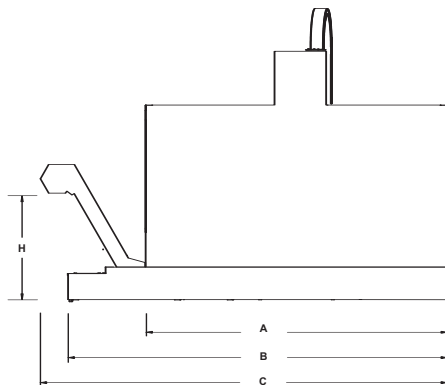
* Peak

** All accuracies are quoted at 68°F.

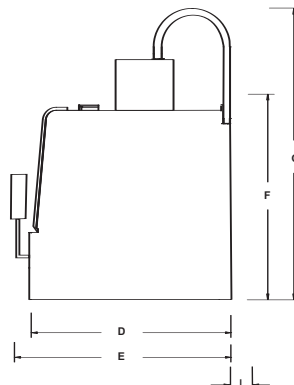
Fadal reserves the right to change standard and optional machine accessories.

Extended column add 8" to height

Continuous equivalent A-weighted sound pressure at workstation is 77 db(A) or less during normal cutting operations.



Front View

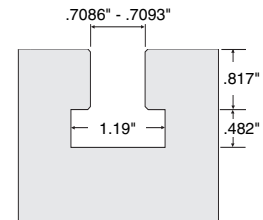
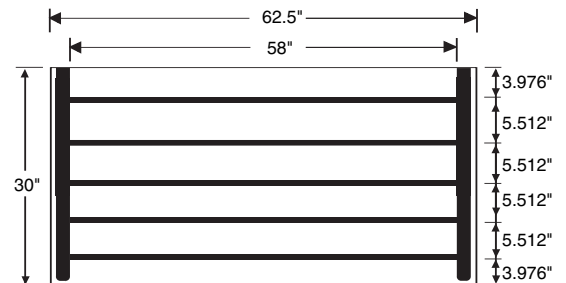


Side View

Options

- 30-Position ATC (CAT or BT)
- 24-Position DATC (CAT or BT)
- Spindle Options
 - 10,000 RPM Very High Torque
 - 10,000 RPM Air/Oil Spindle
 - 15,000 RPM Air/Oil Spindle
- Coolant thru Spindle (250 psi)
- Chip Conveyor System
- Chip Conveyor System with Coolant Wash Down
- Ship Machine Un-Caulked
- Auto Aim Servo Coolant (Uses Spider Cool System)
- 480 Volt - 3 Phase Transformer
- Additional Work Light
- Expanded Memory Levels
 - 1280 Meter Memory (490K)
 - 2560 Meter Memory (980K)
 - 5120 Meter Memory (1960K)
 - 512 Mb Flashcard
- Data Server (Includes High Speed Ethernet)
- Tool Offset – 499 Pairs or 999 Pairs
- Stored Stroke Check Limit before Move
- Circle Radius (9 Digits)
- Polar Coordinate Interpolation
- 300 Work Piece Coordinates
- Machine Time Stamp Function
- Conical Spiral Interpolation
- Registered Programs 400 or 1000
- Mold 3
- Mold 5 (RISC Server, HPCC, Data Server)
- Heidenhain Glass Scales
- Renishaw Touch Probes
 - TS-27R Tool Setter Probe
 - MP-12 Probe System
- Rotary Products
 - VH-165 mm
 - VH-175 mm
 - VH-225 mm
 - VH-275 mm
 - TR-165 mm (5-Axis)
 - V-300 mm
 - V-400 mm
 - Rotary Accessories
- Midaco Pallet Changer
- Tooling Packages
 - (11) Tool Starter Package
 - (20) Tool Premium Package
 - Tooling Certificates

VMC 6030 TABLE DIMENSIONS



T-SLOT

VMC 6030 DIMENSIONS

A	158	F	112
B	189	G	129
C	201	H	41
D	97	I	18
E	120-141		

www.fadal.com



Fadal Machining Centers, LLC

20701 Plummer Street, Chatsworth CA 91311 USA

Telephone (818) 407-1400 • FAX (818) 407-0020