

VMC 3016FX

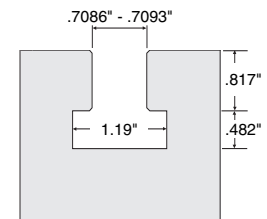
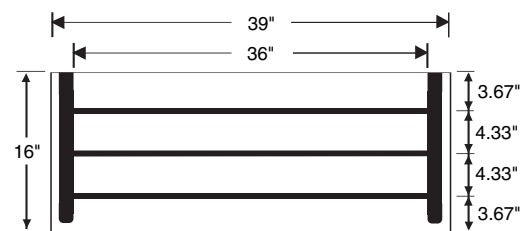
SPECIFICATIONS

General	Imperial	Metric
FLOOR TO TABLE SURFACE	32"	812.8 mm
MACHINE WEIGHT	8,550 lbs.	3,878 kg
CONSTRUCTION	Cast Iron Box Way X/Y/Z	
Table		
TABLE SIZE	39" x 16"	990.6 mm x 406.4 mm
T-SLOTS (NO. x WIDTH x SPAN)	3 x .709" x 4.33"	3 x 18 mm x 110 mm
CUTTING FEED RATE (X/Y/Z)	800 ipm max	20.32 mpm max
RAPID TRAVEL RATE (X/Y/Z)	1,000 ipm	25.4 mpm
MAX. WEIGHT ON TABLE	2,736 lbs. ^c	1,241 kg ^c
BALL SCREW SIZE (X/Y/Z)	1.26" Dia. Dual Mounted	32 mm Dia. Dual Mounted
LONGITUDINAL (X AXIS)	30"	762 mm
LATITUDINAL (Y AXIS)	16"	406.4 mm
VERTICAL (Z AXIS)	20" (Opt. 28")	508 mm (Opt. 711.2 mm)
SPINDLE NOSE TO TABLE	4"-24" (4"-32" Opt.)	101.6 mm - 609.6 mm (101.6 mm - 812.8 Opt.)
SPINDLE CENTER TO COLUMN WAYS	16.1"	408.94 mm
Accuracy		
AXIS POSITIONING**	+/- .0002"	+/- .0050 mm
AXIS REPEATABILITY**	+/- .0001"	+/- .0025 mm
Spindle		
POWER TRANSFER	VECTOR Drive (1:1)	
SPINDLE SPEED	10-8,000 RPM	
SPINDLE ORIENTATION	Electromechanical	
SPINDLE TAPER	No. 40	
Tools		
ATC, NUMBER OF TOOLS	21	
ATC, TOOL SELECTION	Random / Bi-directional	
MAX. TOOL DIAMETER (WITHOUT ADJACENT TOOLS)	3"	76.2 mm
MAX. TOOL LENGTH	15"	381 mm
MAX. TOOL WEIGHT	15 lbs.	6.8 kg
Motor		
SPINDLE DRIVE MOTOR	AC, VECTOR Drive	
HORSEPOWER	14.75 HP/ 22.1 HP*	11 kW / 17 kW*
TORQUE	38.7 ft.-lbs./ 77.5 ft.-lbs.*	52.5 N-m / 105 N-m*
OPT. HIGH TORQUE SPINDLE	16.2 HP*/ 227 ft.-lbs.*	12.1 kW* / 308 N-m*
AXIS DRIVE MOTOR (X/Y)	AC, 1,730 lbs.* thrust	AC, 785 kg* thrust
AXIS DRIVE MOTOR (Z)	AC, 3,260 lbs.* thrust	AC, 1,479 kg* thrust
Miscellaneous		
AIR PRESSURE REQUIREMENT	80-120 PSI, 15 SCFM (Momentary)	5.5 - 8.3 Bar, .42m ³ /min (Momentary)
POWER REQUIREMENT (3-Phase)	76 A @ 230 VAC	
OPTIONAL SINGLE PHASE	Not Available	

Options

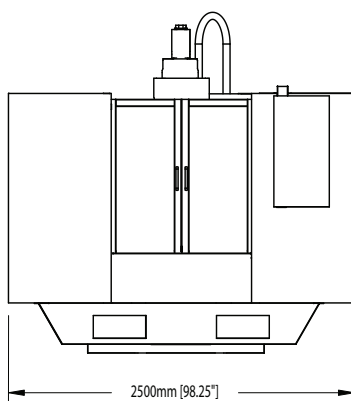
- 28" Z Travel & Column (Standard 20")
- 20-Position DATC (CAT or BT)
- Spindle Options
 - 10,000 RPM High Torque
 - 15,000 RPM Air/Oil Spindle
- 380/480 Volt - 3 Phase External Transformer
- Flood Coolant Tank Assembly
- Coolant thru Spindle (250 psi)
- Chip Conveyor System
- Flat Sheet Metal Cover
- Ship Machine Un-Caulked
- Auto Aim Servo Coolant
- Advanced Control Package
 - Manual Guide i
 - AICC (Artificial Intelligence Contour Control)
 - Machining Condition Selecting Function
 - 256 MB PCMCIA Flash Card
- Data Server (Includes High Speed Ethernet)
- Additional Work Light
- Heidenhain Glass Scales
- Renishaw Touch Probes
 - TS-27R Tool Setter Probe
 - OMP40 Probe System (CAT or BT)
- Rotary Products
 - VH-165 mm
 - VH-175 mm
 - VH-225 mm
 - Rotary Accessories
- Tooling Packages
 - (11) Tool Starter Package
 - (20) Tool Premium Package
 - Tooling Certificates

VMC 3016FX TABLE DIMENSIONS

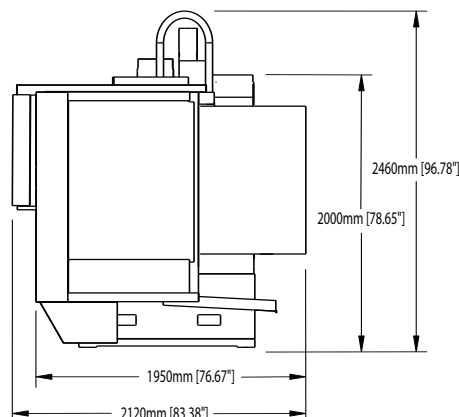


T-SLOT

^c Evenly Distributed Weight
 * Peak
 ** All accuracies are quoted at 68°F.
 Fadal reserves the right to change standard and optional machine accessories.
 Extended column add 8" to height
 Continuous equivalent A-weighted sound pressure at workstation is 77 db(A) or less during normal cutting operations.



Front View



Side View

www.fadal.com



Fadal Machining Centers, LLC
 20701 Plummer Street, Chatsworth CA 91311 USA
 Telephone (818) 407-1400 • FAX (818) 407-0020